

Role of horse industry in regional development in France

G. Bigot¹, X. Dornier², E. Perret¹, C. Vial³.

¹Irstea, ²IFCE (OESC), ³IFCE- Inra



EAAP 2014
Copenhagen, Denmark
25 - 29 August 2014

65th annual meeting of the European Federation of Animal Science



Introduction

General context

- **Interest for horse industry is growing up in most developed countries.**
- **It is difficult to estimate the importance of this industry**
 - difficulties to obtain actual data from various organizations,
 - horse activities are included in different economic sectors.
- **So horse industry mostly excluded from public policies and strategies on regional development.**

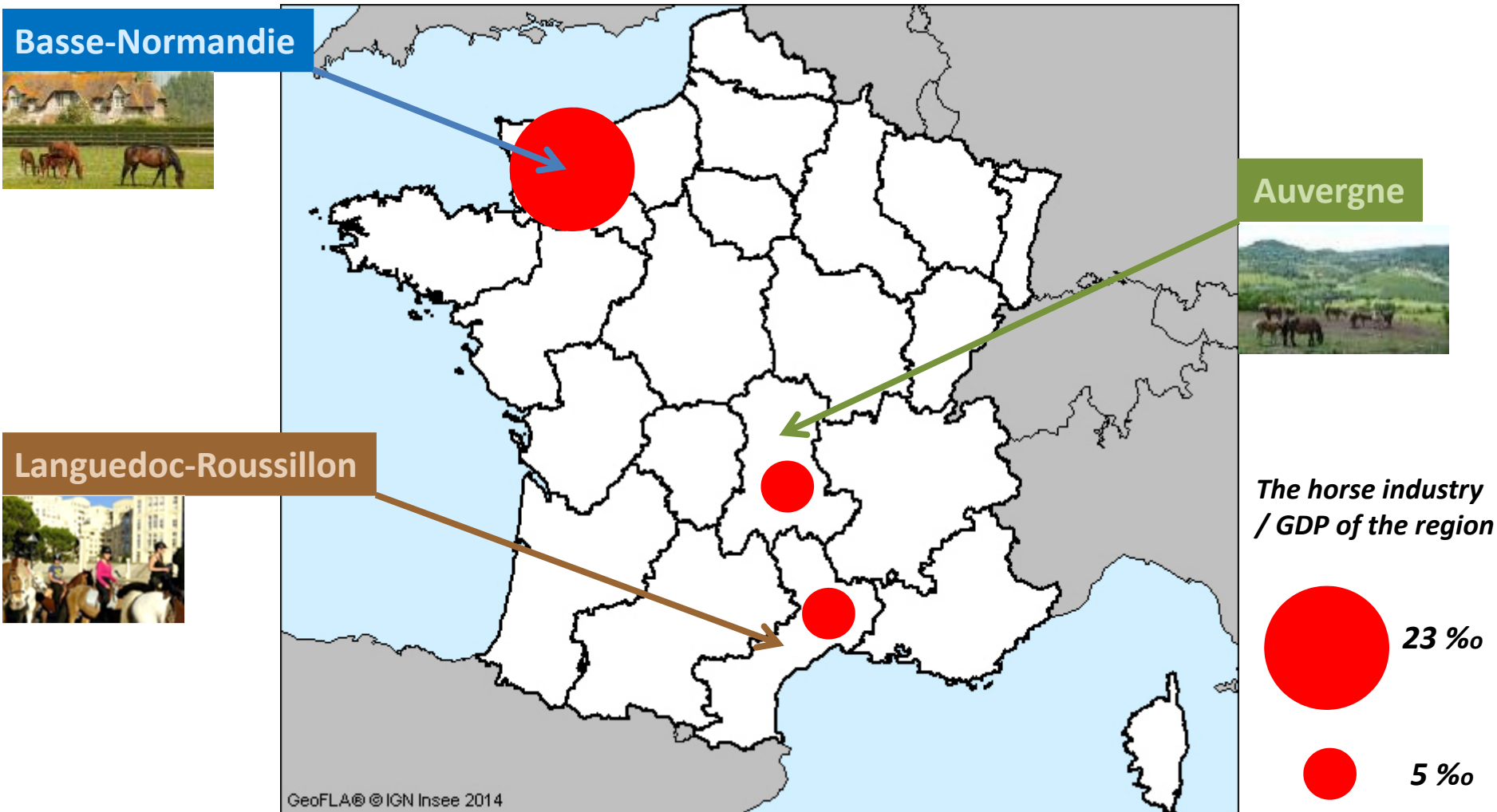
Aims of the presentation

- **Data available in France**
to assess the role of horse industry in regions.

Method :

Presentation of 3 regions (NUTS 2)

Selected according to
the weight of horse industry in regional economy





Languedoc-Roussillon


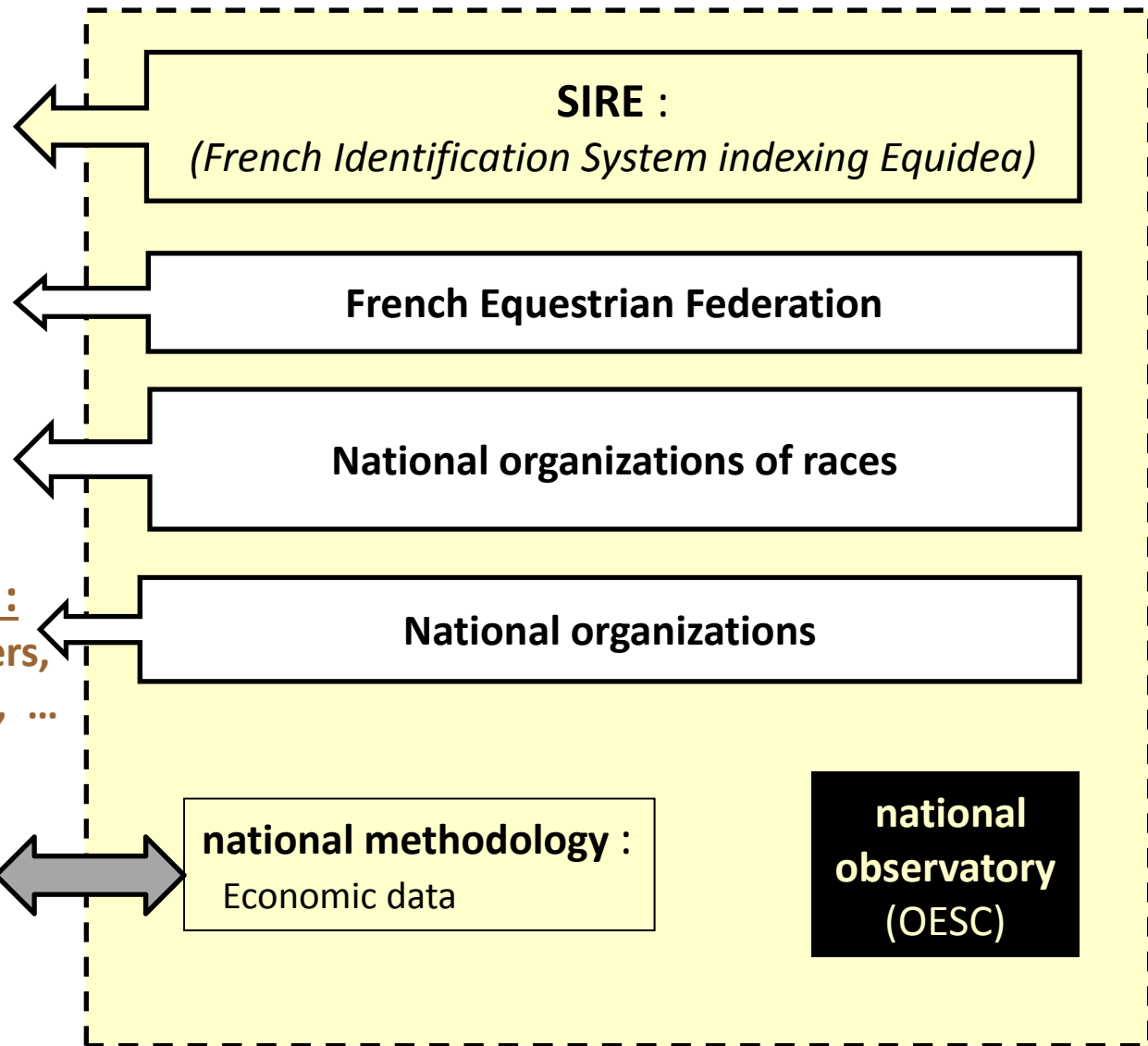


1) Breeding :
1 100 breeders

2) Riding schools :
400 firms

3) Races :
2 race courses

4) Other related businesses :
60 farriers, 46 professional riders,
30 veterinarians, 100 suppliers, ...



IFCE : French Institute on Horse and Riding



Languedoc-Roussillon



	Breeding	Riding schools	Race courses	Other bussinesses
Horse (number)	16 500	13 000	0	1 800
Employments (WU)	870	980	0	310
Turnover (millions €)	17.2	40.0	0.3	29.5

Total horse industry :

42 500 horses

2 800 employments

1 800 firms

87 M€ turnover

(+ 246 M€ from PMU)



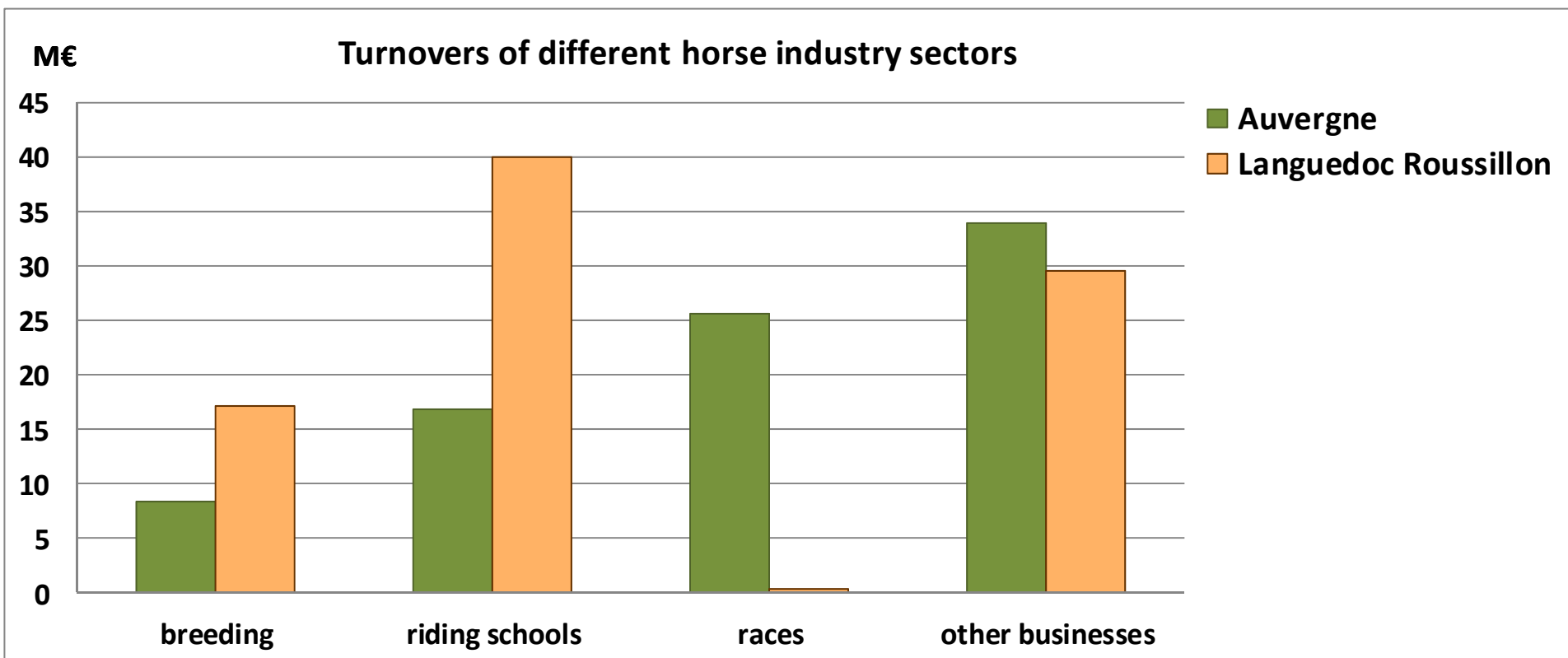
Auvergne



national methodology
with regional data

Horse industry :
35 000 horses
4 400 employments
2 700 firms
85 M€ turnover

% Languedoc-Roussillon
- 18
+ 57
+ 50
- 2





Auvergne

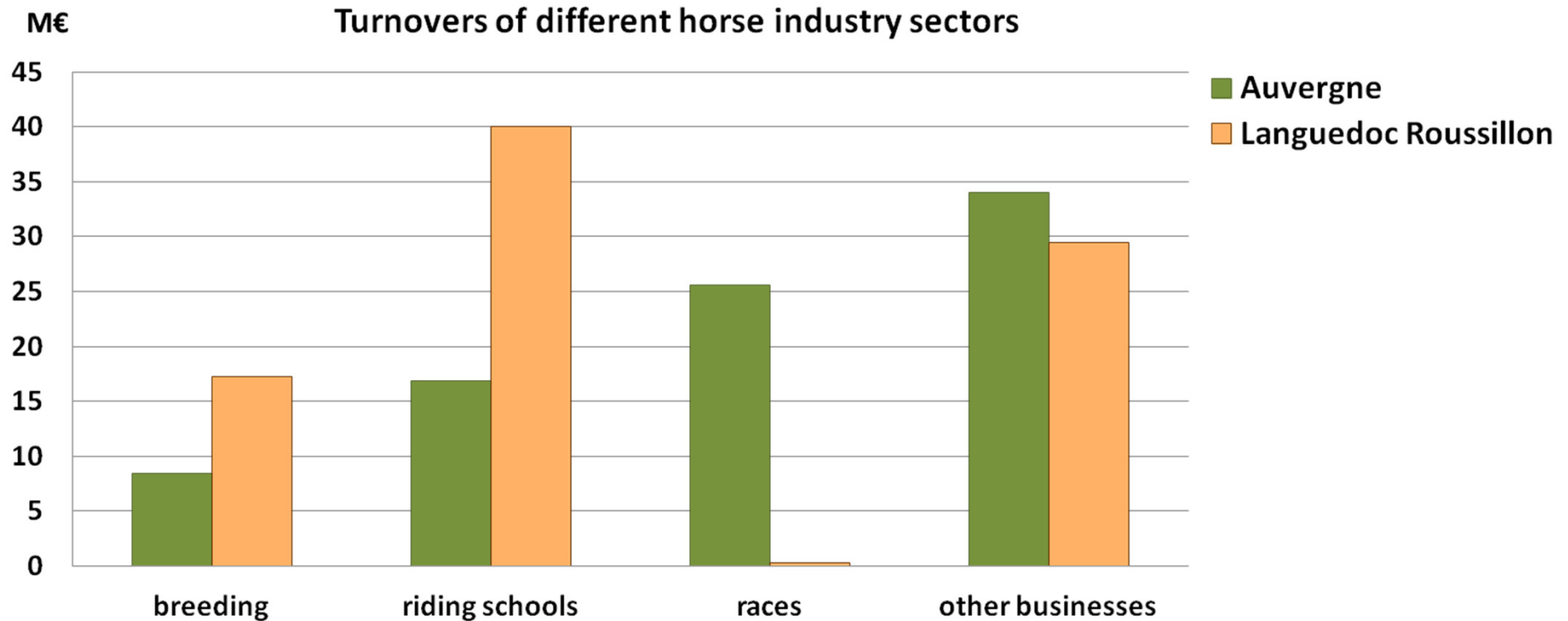


national methodology
with regional data

Horse industry :
35 000 horses
4 400 employments
2 700 firms
85 M€ turnover
(+91 M€ from PMU)

% Languedoc-Roussillon
- 18
+ 57
+ 50
- 2
(- 63 %)

2 200 employments
in agriculture





Auvergne



Agricultural census 2010 :

17% of farms with horses

13% in France

4 105 farms with horses

3%

horse specialized

97%

Other productions (cattle, crops, ...)

regional network :
Chambers of Agriculture
Regional Horse Council,
IFCE

economic data per farm types


national methodology

National
institute
for livestock

REFERENCES used to:

set up farmers in horse productions

draw up regional measures from the 2nd pillar of CAP



Basse-Normandie



		Auvergne	Languedoc-Roussillon
Horses (number)	93 600	35 000	42 500
Employments (WU)	12 600	4 400	2 800
Firms (number)	5 600	2 700	1 800
Turnover (M€)	882	85	87
+ PMU (M€)	218	91	246

The first « stud farm » in France: 20 % of the total French production



national horse suppliers located in Basse-Normandie

Leadership used by **the regional Horse Council**
to promote its industry in France and abroad

Basse-Normandie



Regional Horse Council

Public Communities:

regions (NUTS 2) : Basse-Normandie, Haute-Normandie

departments (NUTS 3) : Calvados, Manche, Orne

local administrative unit : Caen

French Ministry for sports



15 MONTHS BEFORE



15 DAYS EVENT



15 YEARS IN HERITAGE

300 projects :

- Investments in infrastructure,
- To develop horse industry : equestrian centers, tourism organizations and events
- To strengthen research clusters and international exchange
- **Creation of the « Horse Home »** : headquarter of regional committees of horse industry, of research cluster and foundation to optimize the training of men.

Conclusion

- **The weight of horse industry in France and in regions is available through association of Professional Organizations and National Institutes.**
- **These national and regional observatories must perform to appreciate the growing impact of horse industry in all components : economic but also environmental and social.**

The reasons why this industry could contribute to territorial developments regardless local contexts.



THANK YOU
FOR YOUR
ATTENTION