




*Genotype **plus** Environment*  
*Integration for a more sustainable dairy production system*

# **World survey of dairy cattle; breeding, genotyping and subpopulations**

Speaker: Daragh Matthews

Brian Wickham, Francis Kearney, Peter Amer



# GplusE



- Five year EU funded project
- Nine individual work packages

Develop and exploit genomic data and analytical tools, new phenotyping approaches and breeding strategies for sustainable dairy production systems



# Work Package 7

Establishing the most appropriate long term breeding strategy for the European population of Holstein Friesian cattle



# Objective

Quantify the frequency of, and major differences between, subpopulations of dairy cattle worldwide

Genetic improvement perspective



# Background

# Country/Region Industry

Research Herds



Nucleus Herds



Commercial Herds



AI Bulls



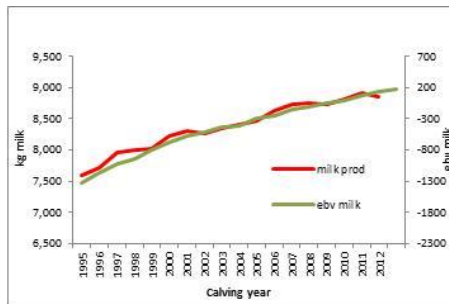
# Subpopulations

- Herd owners within subpopulations place emphasis on different aspects of farming
- Farming emphasis affects breeding decisions  
-> Cow genetic merit
- Contribute to the aggregate industry rate of genetic gain





Research herds



Nucleus Breeding herds

# Age Distribution Gene Flows



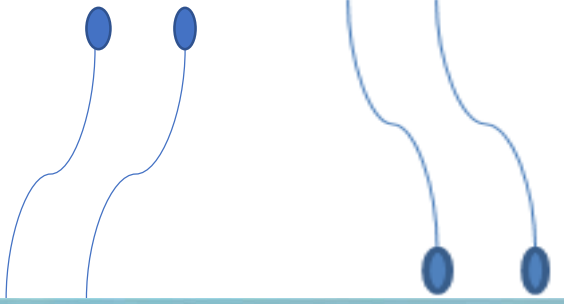
Bull Breeders herds



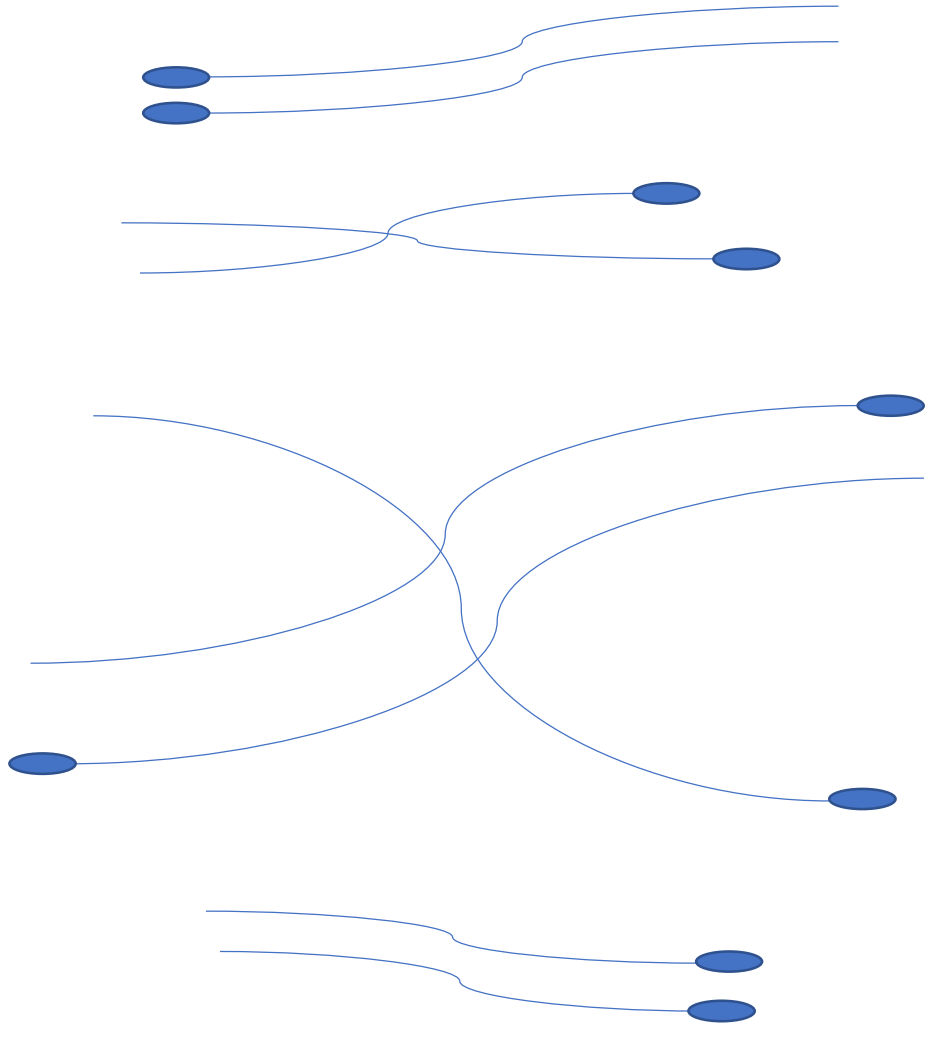
Commercial herds  
(Non Bull Breeders)




Research herds



Bull Breeders herds



Nucleus Breeding herds



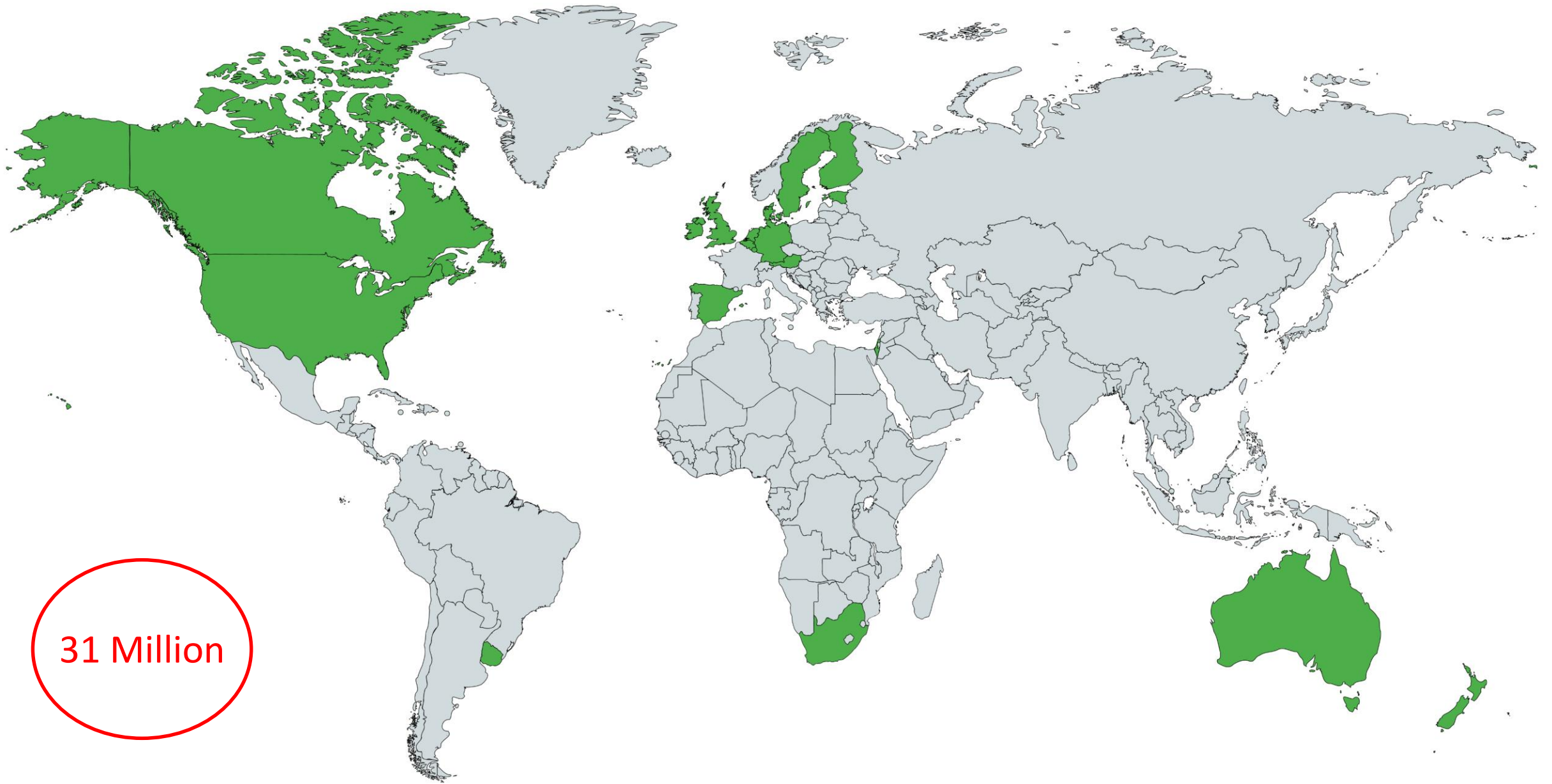
Commercial herds  
(Non Bull Breeders)



# The Survey

- 16 questions
- Communicated to genetic evaluation centres in collaboration with ICAR and Interbull
- SurveyMonkey software
- 17 centres, covering 19 countries, provided a response





31 Million

# Results



# Research Herds

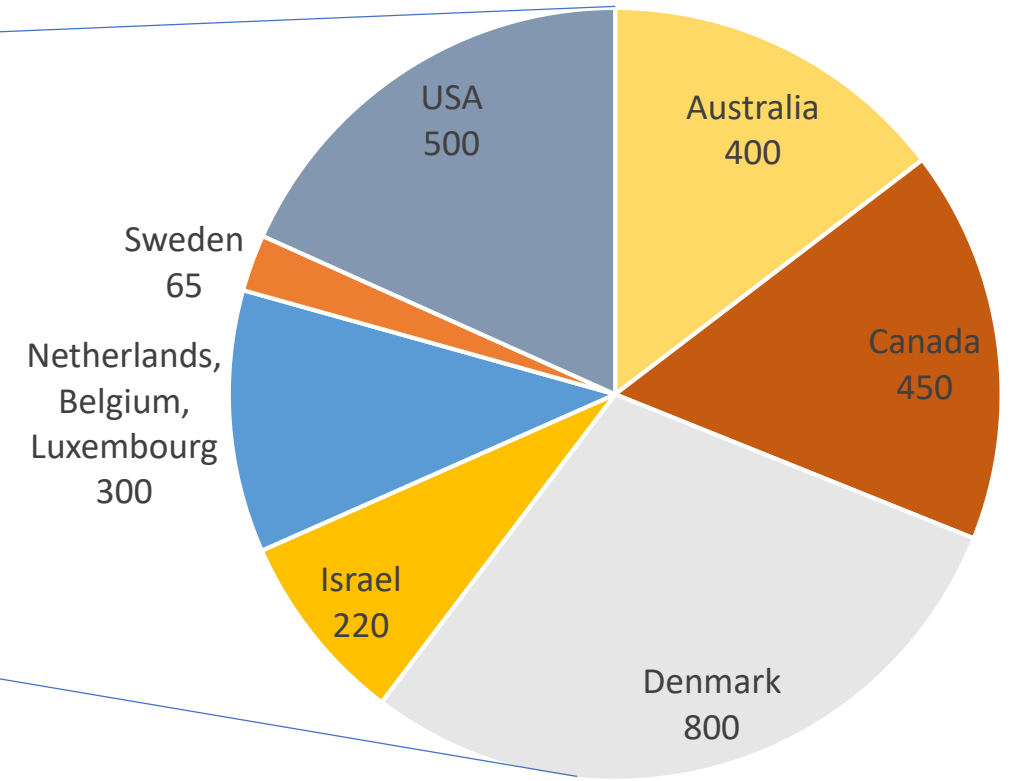
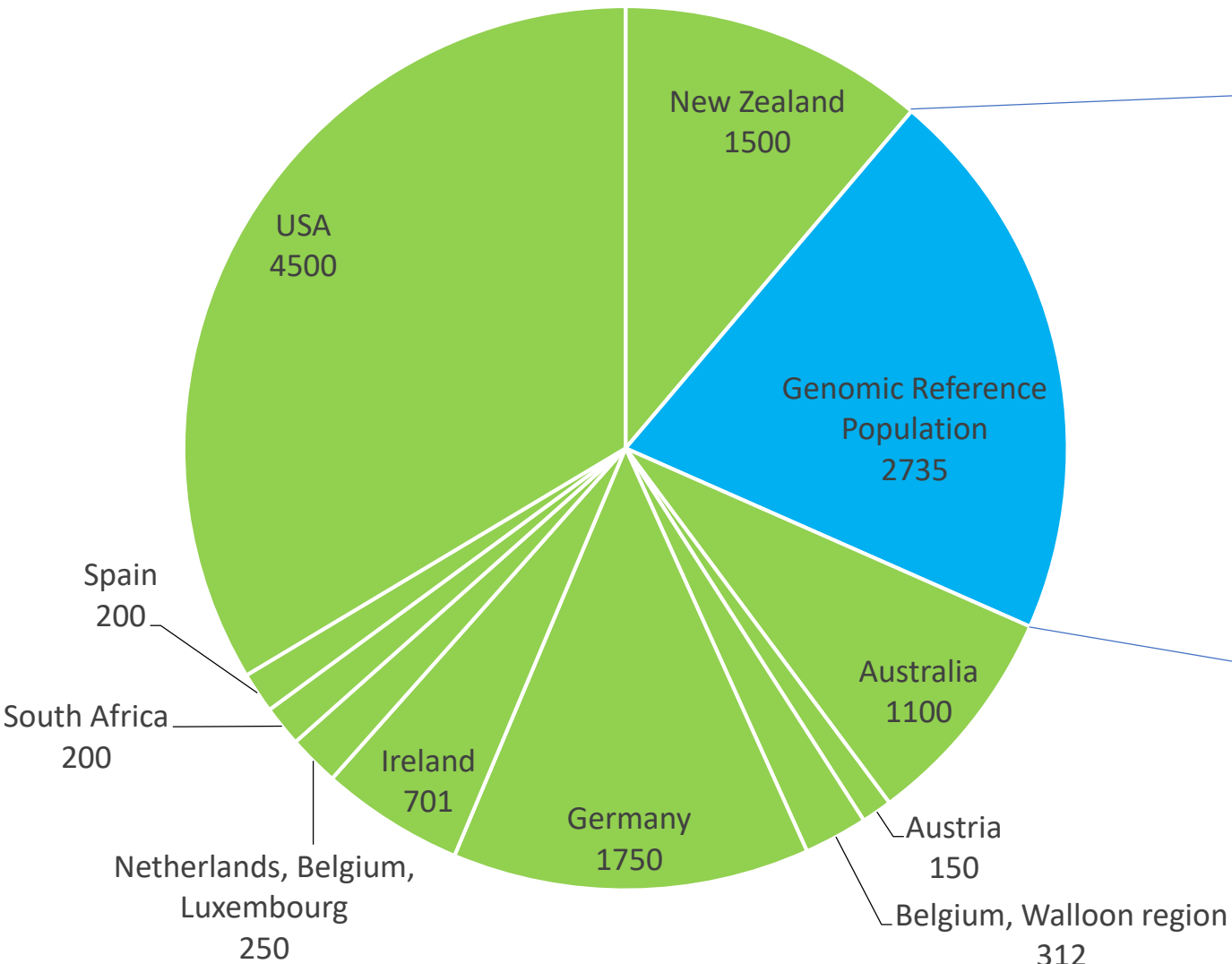
- 17 of the 19 countries represented have research herds in their country
- Only 7 have research herds that are included in a reference population for genomic evaluations



# Research Herd Traits

Country/Region	Phenotypes
Australia	Residual feed intake, Heat tolerance, Interbull traits
Belgium, Walloon region	Standard Index traits
Canada	All traits in the Canadian selection index Current research traits (feed efficiency, methane emission, hoof health)
Denmark	Yield, Diseases, Conformation, Fertility, Calving, Hoof trimming, Survival, Milking speed, Temperament
Ireland	Liveweight, BCS, Methane emissions, MIR, standard traits
Israel	Milk, Fat and Protein production, SCS, Fertility, Calving ease, Calf mortality, Persistency, Longevity, Conformation (all traits)
Netherlands, Belgium, Luxembourg	All phenotypes: Milk, Conformation, Fertility, SCC, Calving traits etc.
Sweden	Yield, Diseases, Type, Female fertility, Hoof trimming, Calving performance, Survival, Milking speed, Temperament
United Kingdom	Maintenance feed costs
Uruguay	Production, Fertility, some health traits
USA	Milk, Fat, Protein, SCS, Fertility, Dystocia, Stillbirth





- Research cows not included in reference population
- Research cows included in reference population

## Relative Size of Research Subpopulation in Responding Countries

# Nucleus Herds

“Are there elite herds of Holstein/Friesian cows as part of the breeding programs for the country(s) you provide genetic evaluation services for?”



# Nucleus Herds



Country/Region	No. herds	No. females
New Zealand	2000	800000
Spain	25	7455
Australia	20	6000
Ireland	133	3023
Canada	10	1500
Netherlands, Belgium, Luxembourg	6	1000
Finland	1	Small no.'s of HOL



# Breeding AI bulls


“What percentage of Holstein/Friesian cows in your country(s) are potential mothers of AI bulls?”



# Potential AI dams



Israel
Uruguay
Denmark
Sweden
Finland



Belgium, Walloon region
Ireland
South Africa
Germany, Luxembourg, Austria
USA



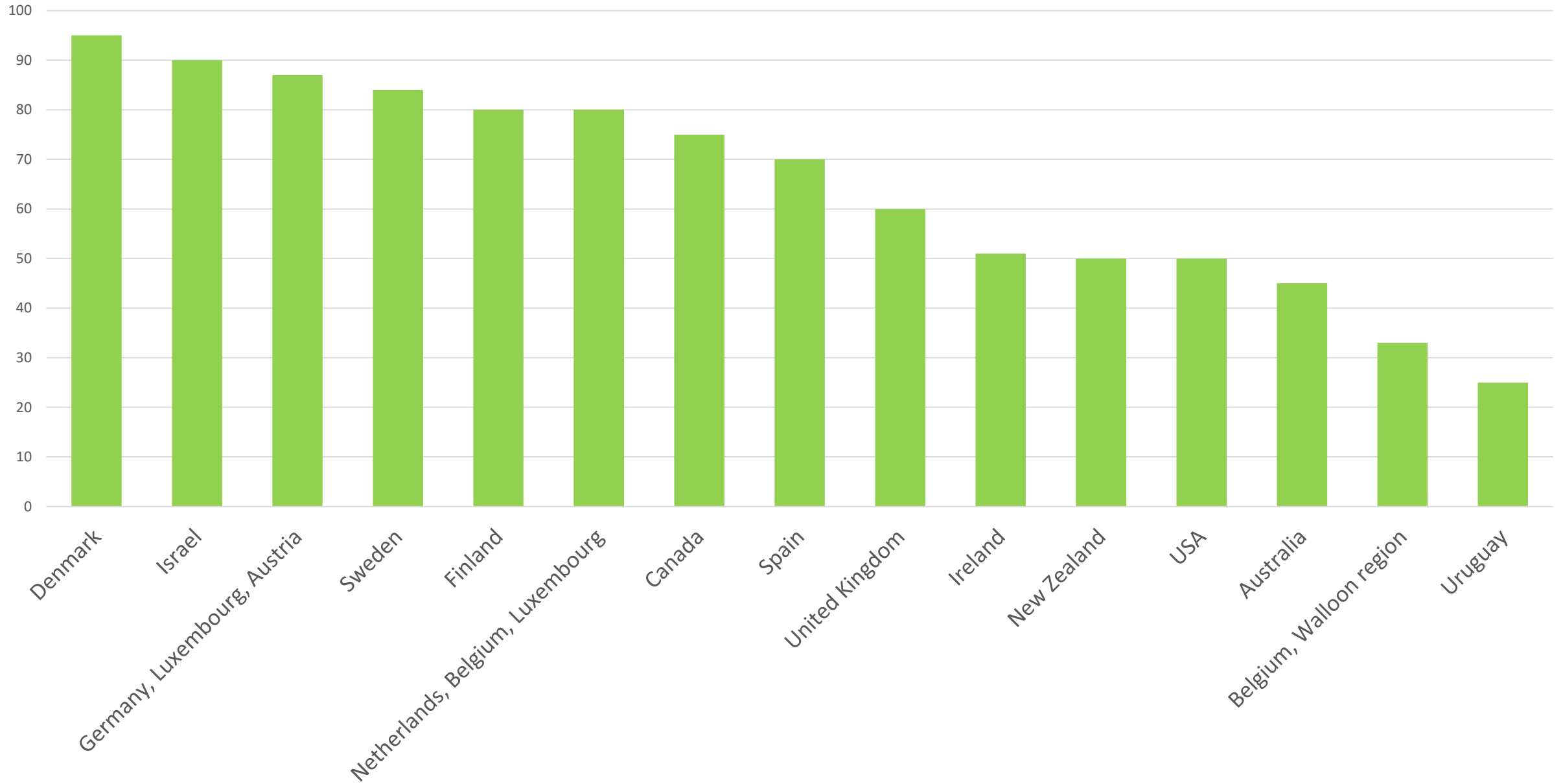
Australia
United Kingdom
New Zealand
Canada
Spain
Estonia

# Commercial Herds

- Percentage of cows that provide phenotypic data

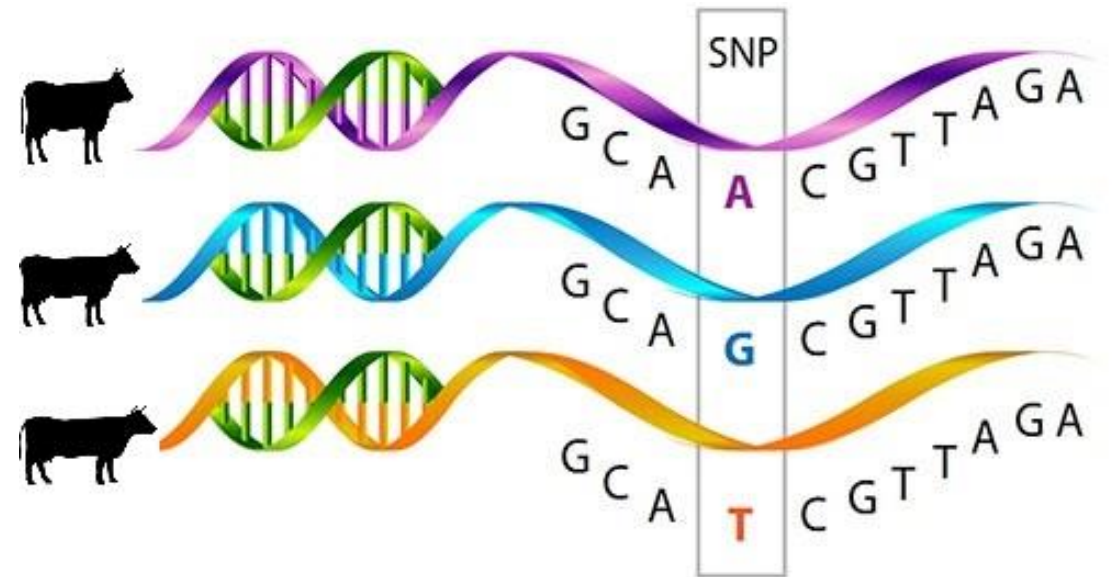


## Percentage of HOL/FR COWS providing phenotypes

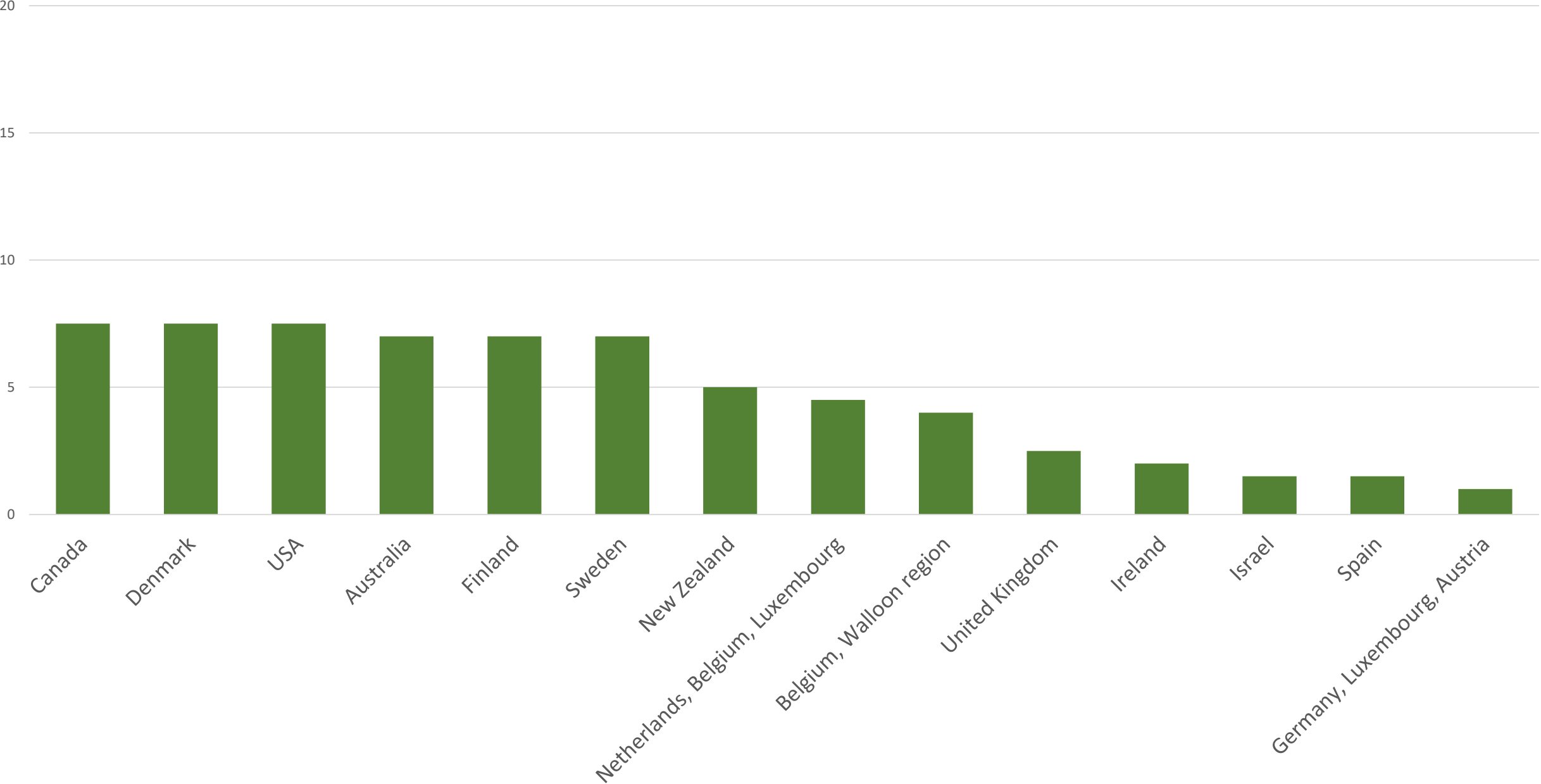


# Commercial Herds

- Percentage of cows that provide phenotypic data
- Percentage of cows that are genotyped



# Percentage of HOL/FR cows genotyped

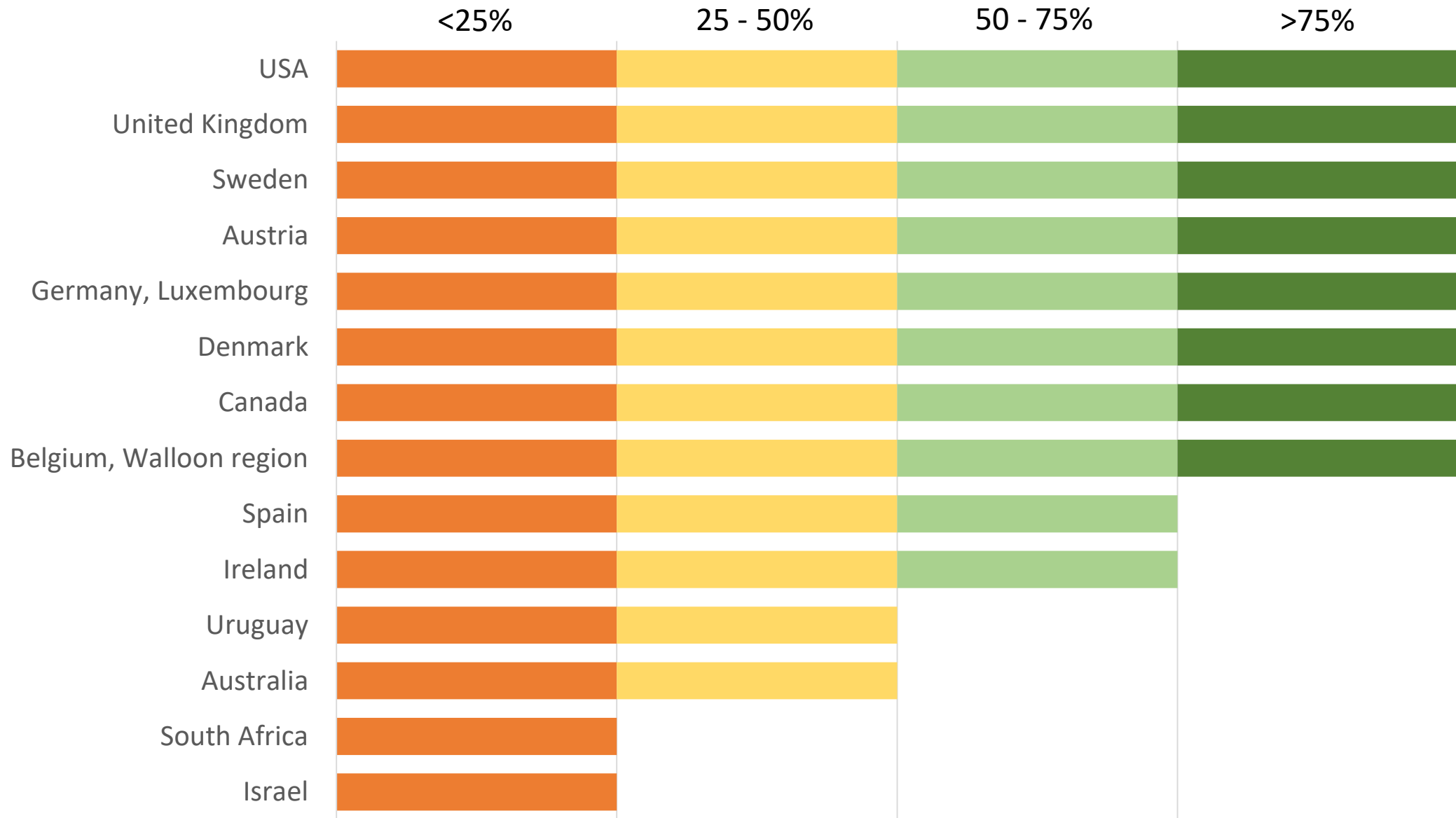


# Levels of Genotyping in Subpopulations

7. What is the level of genotyping in the following sub-populations of Holstein/Friesian cows in your country(s)?

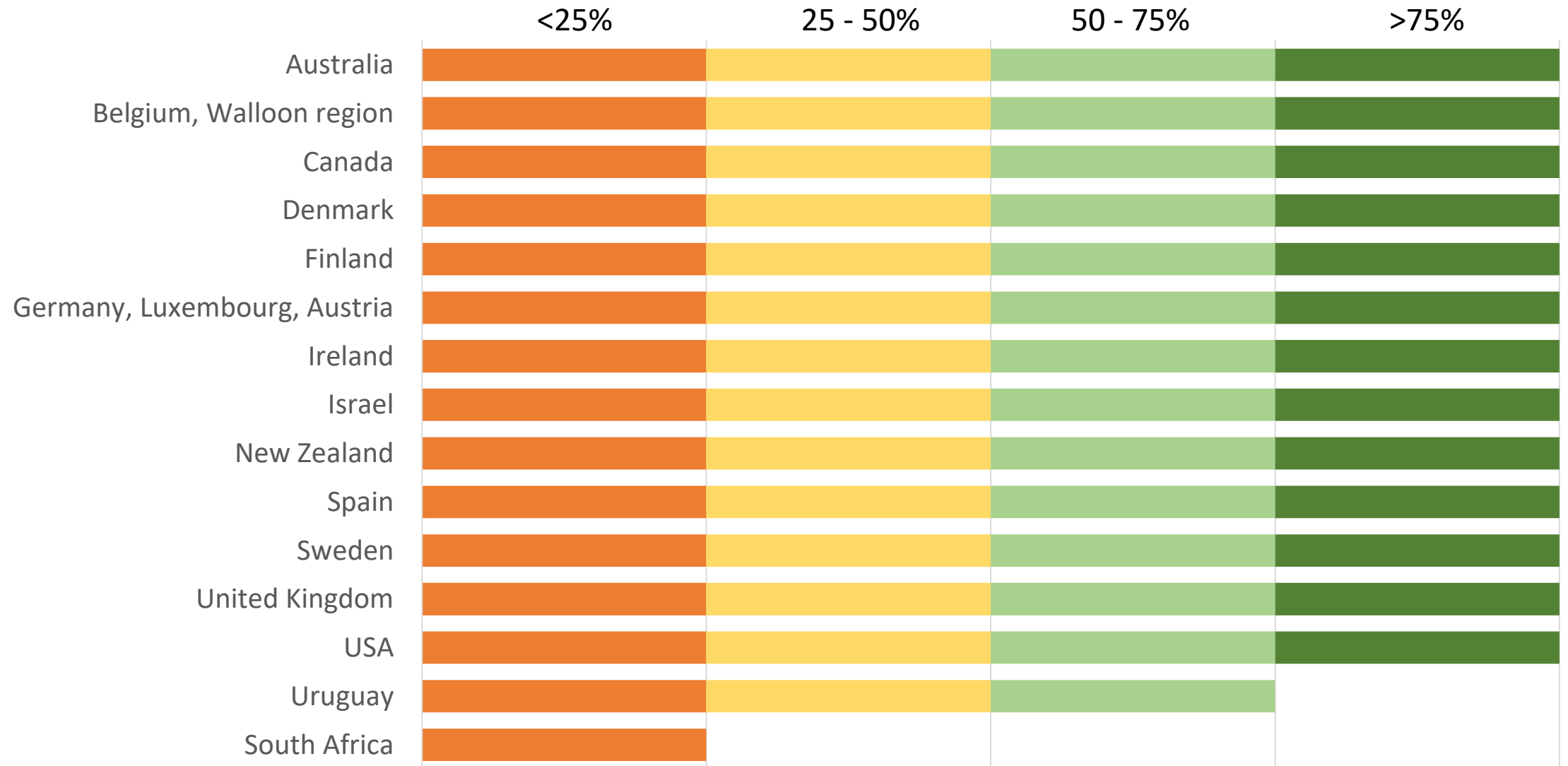
	<25%	25% to <50%	50% to 75%	75%+	N/A
Research herds	<input type="radio"/>	<input type="radio"/>	<input type="radio"/>	<input type="radio"/>	<input type="radio"/>
AI bulls	<input type="radio"/>	<input type="radio"/>	<input type="radio"/>	<input type="radio"/>	<input type="radio"/>
Elite herds associated with breeding programs	<input type="radio"/>	<input type="radio"/>	<input type="radio"/>	<input type="radio"/>	<input type="radio"/>
Bull breeder commercial herds	<input type="radio"/>	<input type="radio"/>	<input type="radio"/>	<input type="radio"/>	<input type="radio"/>

# Research Herds Genotyping

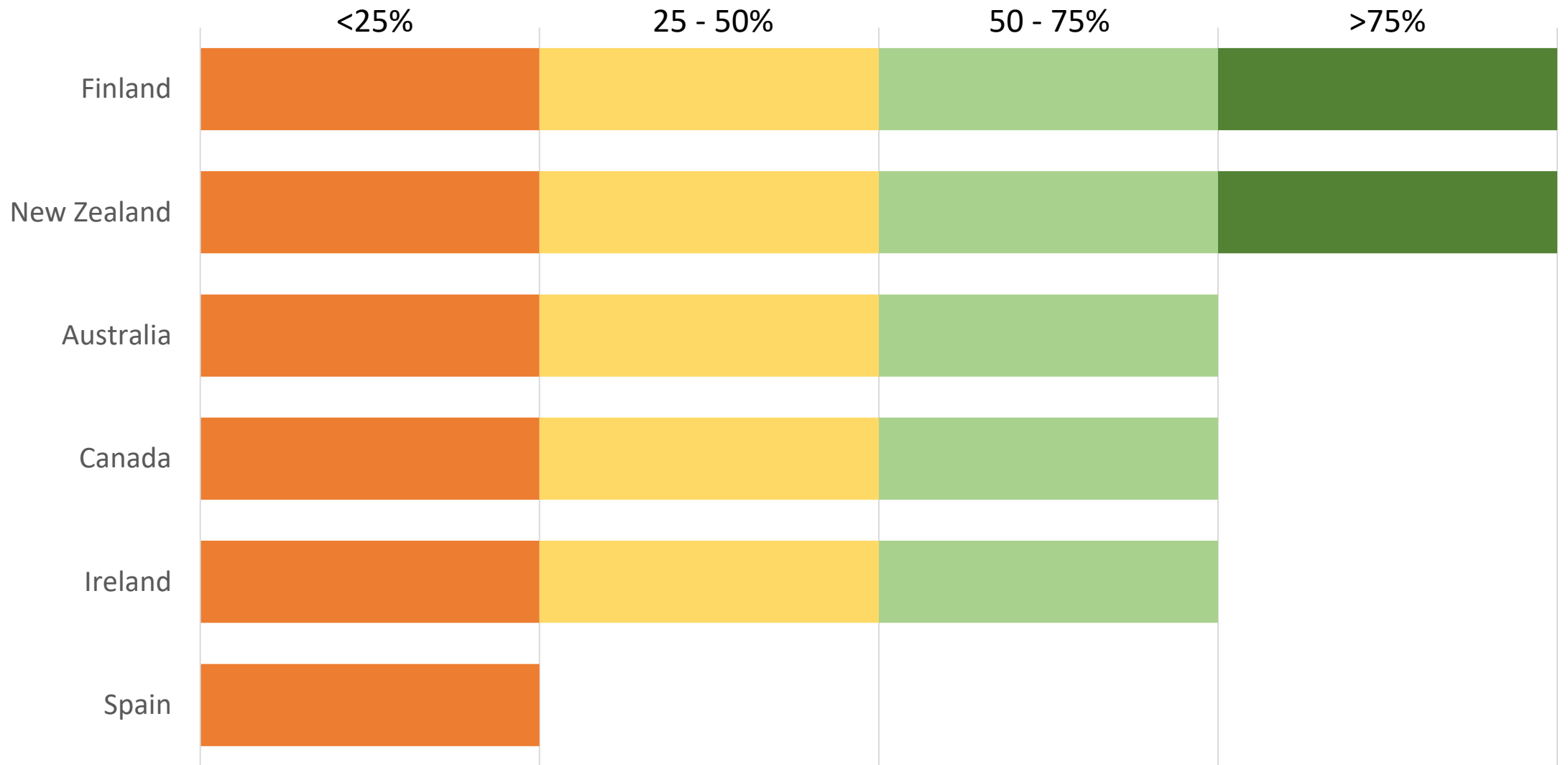




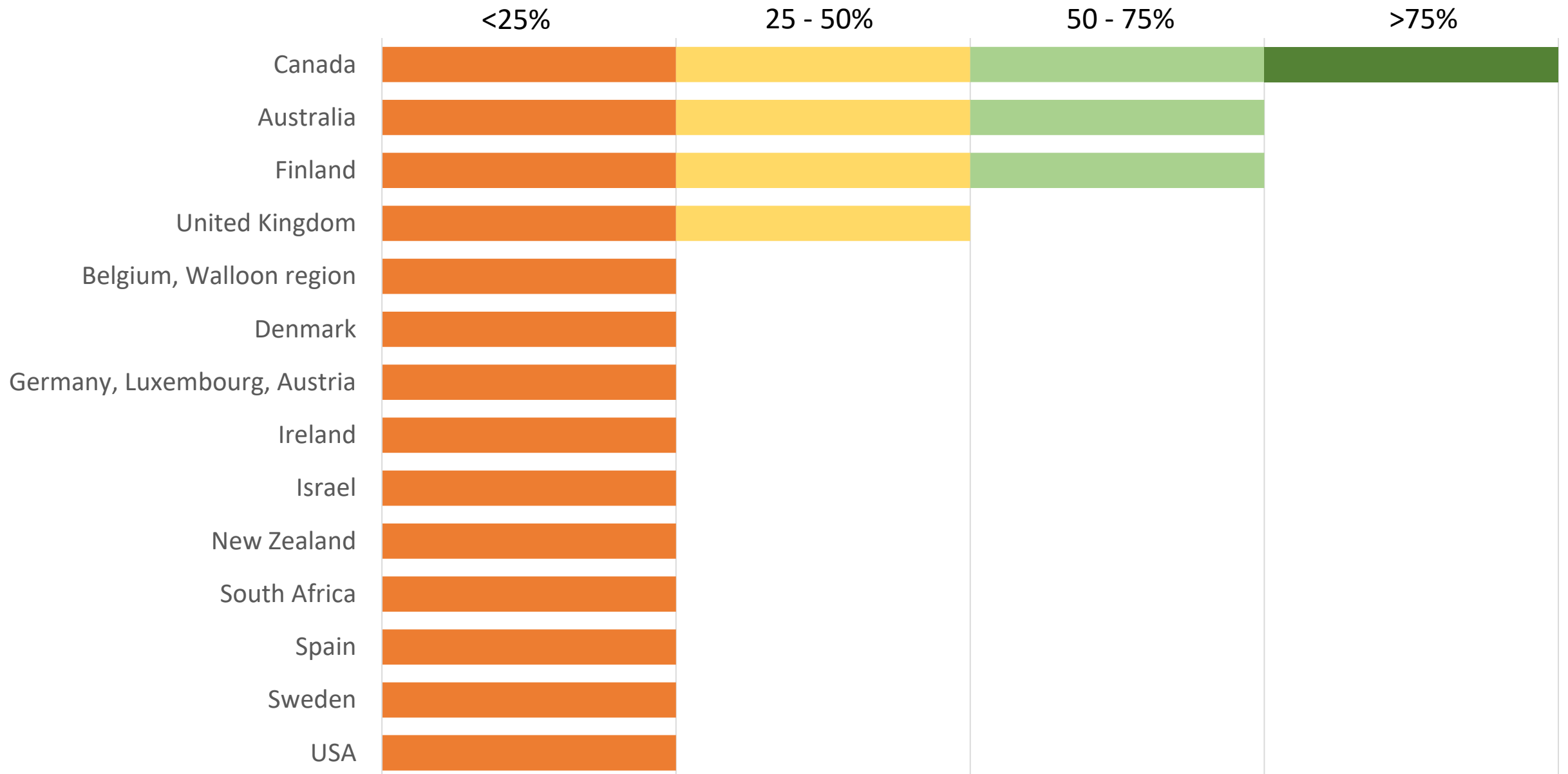
# AI Bulls Genotyping



# Nucleus Herds Genotyping



# Commercial Bull Breeder Herds Genotyping



# Conclusion

- Difficult to categorise subpopulations
- All participating countries have < 10% of commercial cows genotyped
- Research herds and AI bulls have high levels of genotyping
- Nucleus herds are present but less common than research herds in represented countries

Breeding organisations follow different paths in their drive to increase genetic trends



# Acknowledgments and Disclaimer



This project has received funding from the European Union's Seventh Framework Programme for research, technological development and demonstration under grant agreement n° 613689

The views expressed in this publication are the sole responsibility of the author(s) and do not necessarily reflect the views of the European Commission.



# Further Acknowledgements

## Country

Australia

Belgium, Walloon Region

Canada

Denmark

Estonia

Finland

Germany, Luxembourg, Austria

Ireland

Israel

Netherlands, Belgium,

Luxembourg

New Zealand

South Africa

Spain

Sweden

United Kingdom

Uruguay

USA

## Organisation

DataGene

ULg-Gembloux Agro-Bio Tech

University of Guelph

Seges

Eesti Põllumajandusloomade Jõudluskontrolli AS

Faba

Vereinigte Informationssysteme Tierhaltung wV (VIT)

Irish Cattle Breeding Federation (ICBF)

Agricultural Research Organization (ARO), Volcani Center

CRV

New Zealand Animal Evaluation Limited (NZAEL)

South African Stud Book

CONAFE

Växa Sverige

Agriculture & Horticulture Development Board (AHDB) Dairy

Instituto Nacional de Investigacion Agropecuaria (INIA)

United States Department of Agriculture

