

# Boar taint and hormonal development in immunocastrated pigs of 3 sire lines

E. Heyrman<sup>1,2</sup>, L. Vanhaecke<sup>3</sup>, S. Millet<sup>1</sup>, F. Tuytens<sup>1</sup>, S. Janssens<sup>2</sup>, N. Buys<sup>2</sup>, J. Wauters<sup>3</sup>, M. Aluwé<sup>1</sup>

<sup>1</sup>ILVO (Flanders research institute for agriculture, fisheries and food), Animal Sciences Unit, Melle, Belgium

<sup>2</sup>KU Leuven, Livestock Genetics, Department of Biosystems, Heverlee, Belgium

<sup>3</sup>Ghent University, Faculty of Veterinary Medicine, Department of Veterinary Public Health and Food Safety, Merelbeke, Belgium

## INTRODUCTION

Boar taint compounds vary between (progeny of) different sire lines. Immunocastration reduces male hormonal and boar taint compounds. Some studies indicate the occurrence of immunocastrates with boar taint. Differences between sire line progeny in boar taint compounds at the time of the second vaccination and in the evolution after second vaccination can be expected.

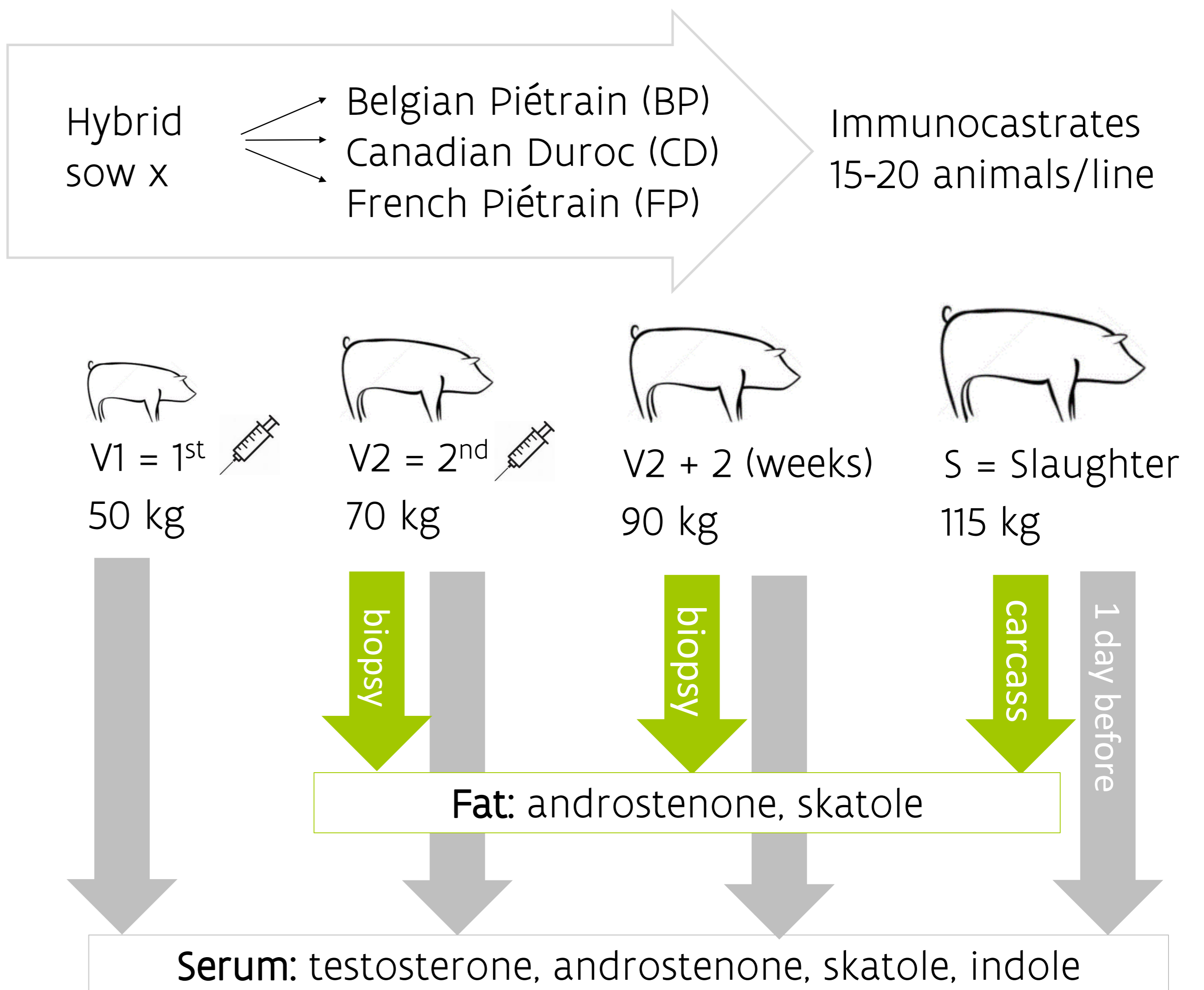
**AIM:** Evolution of testosterone and boar taint compounds in serum and fat for immunocastrates of 3 different sire lines.

## RESULTS

- ✓ **At V2**
  - $AND_{serum}, AND_{fat}$ : CD, BP > FP
  - $SKA_{fat}$ : CD, FP > BP
- ✓ **After V2**
  - Testosterone: ↓
  - $AND_{serum}$ : ↓, while  $AND_{fat}$ : ↓ => ↑
  - $SKA_{serum}, SKA_{fat}$ : gradual ↓, and  $SKA_{fat}$ : FP, CD > BP
  - $IND_{serum}$ : ↑ for CD and FP
- ✓ **At S**
  - $SKA_{fat}$  > 200 µg/kg: 2/20 FP animals
  - $AND_{fat}$  > 2000 µg/kg: 1/20 FP animals

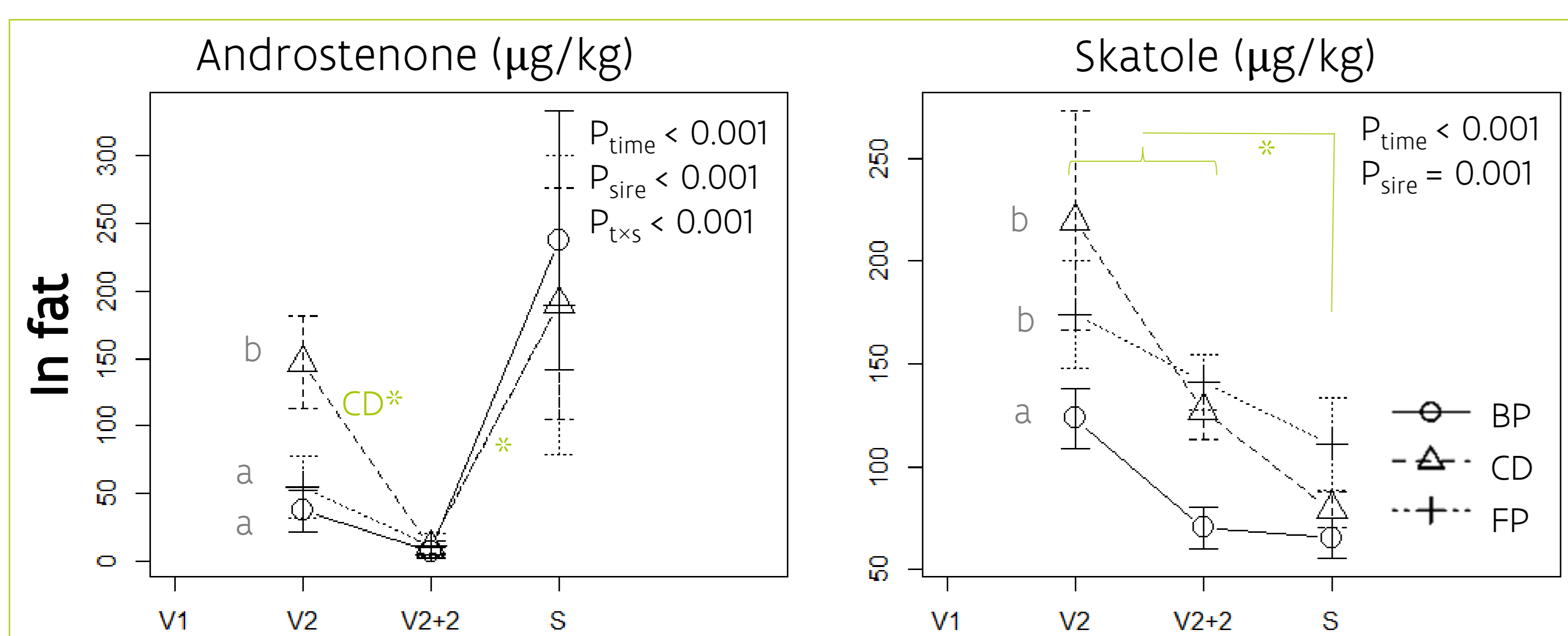
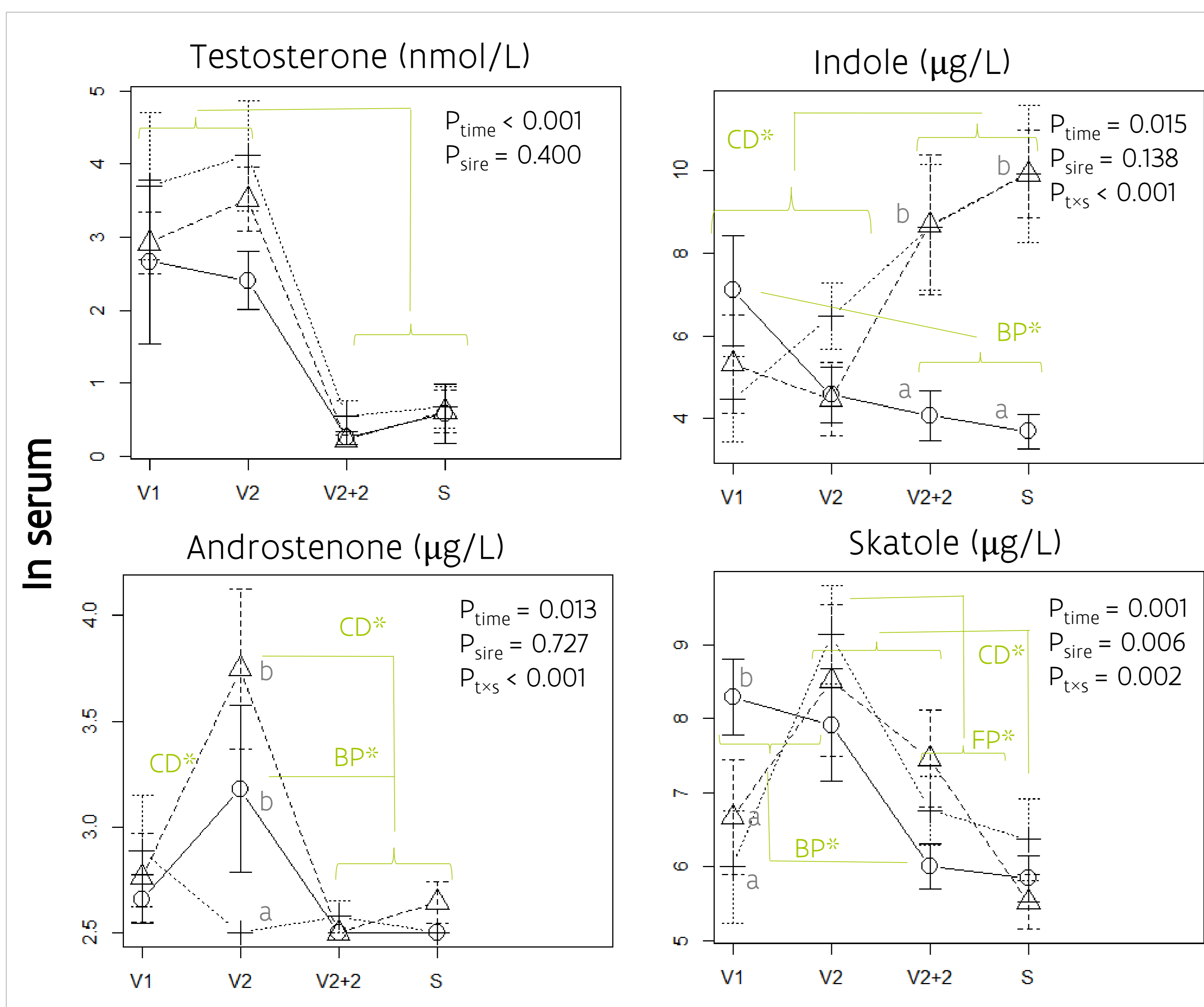
## MATERIAL AND METHODS

### Animals



## CONCLUSIONS

- ✓ Difference in % boar taint after immunocastration between sire lines are not related to differences in boar taint levels at V2
- ✓ More gradual decline of SKA after immunocastration should be taken into account.
- ✓ Biopsy sampling provides more information on the evolution of boar taint compounds, as serum and fat levels are only moderately correlated for AND ( $r_{V2}=0.46$ ;  $r_S=0.21$ ) and not for SKA
- ✓ Increase in  $AND_{fat}$  from V2+2 to S needs further investigation by including biopsy samples just before transport to S.
- ✓ Increase of  $IND_{serum}$  for FP and CD needs further investigation in fat.



**Flanders**

is agriculture and fisheries

VLAIO project IWT120767, with cofinancing from sector

**KU LEUVEN**

